

Appointment information:

Patient Name: _____

Physician: _____

Preparation Date: _____

Appointment Date: _____

If you need to cancel or reschedule your appointment, this must be done 72 business hours prior to your procedure. If not, you will be charged a fee of \$100.00. **Please call 310-539-2055 during regular business hours to cancel or reschedule your appointment. Voice mail cancellations are not accepted.**

Arrival Time: _____ Discharge Time: _____

Location of Procedure:

Your procedure will be at the following location:


The Endoscopy Center of The South Bay
23560 Madison St., Suite 109
Torrance, CA 90505
310-325-6331

Torrance Memorial Medical Center
G.I. Lab/Located in the Basement Level
3330 Lomita Blvd.
Torrance, CA 90505
310-517-4707

Little Company of Mary Hospital
G.I. Lab/Located on the First Floor of Hospital
4101 Torrance Blvd.
Torrance, CA 90503
310-303-5362

Scheduler's Name: _____

Telephone: (310) 539-2055 ext. _____




Getting Ready for Endoscopy

at the
Endoscopy Center of the South Bay

Please read this instruction booklet at least
ONE WEEK BEFORE your procedure.

We understand getting ready for your procedure can be challenging, so this booklet was created to help guide you through the process and to answer questions you may have.



Endoscopy Center of the South Bay
23560 Madison St., Suite 109 • Torrance, CA 90505

310-325-6331

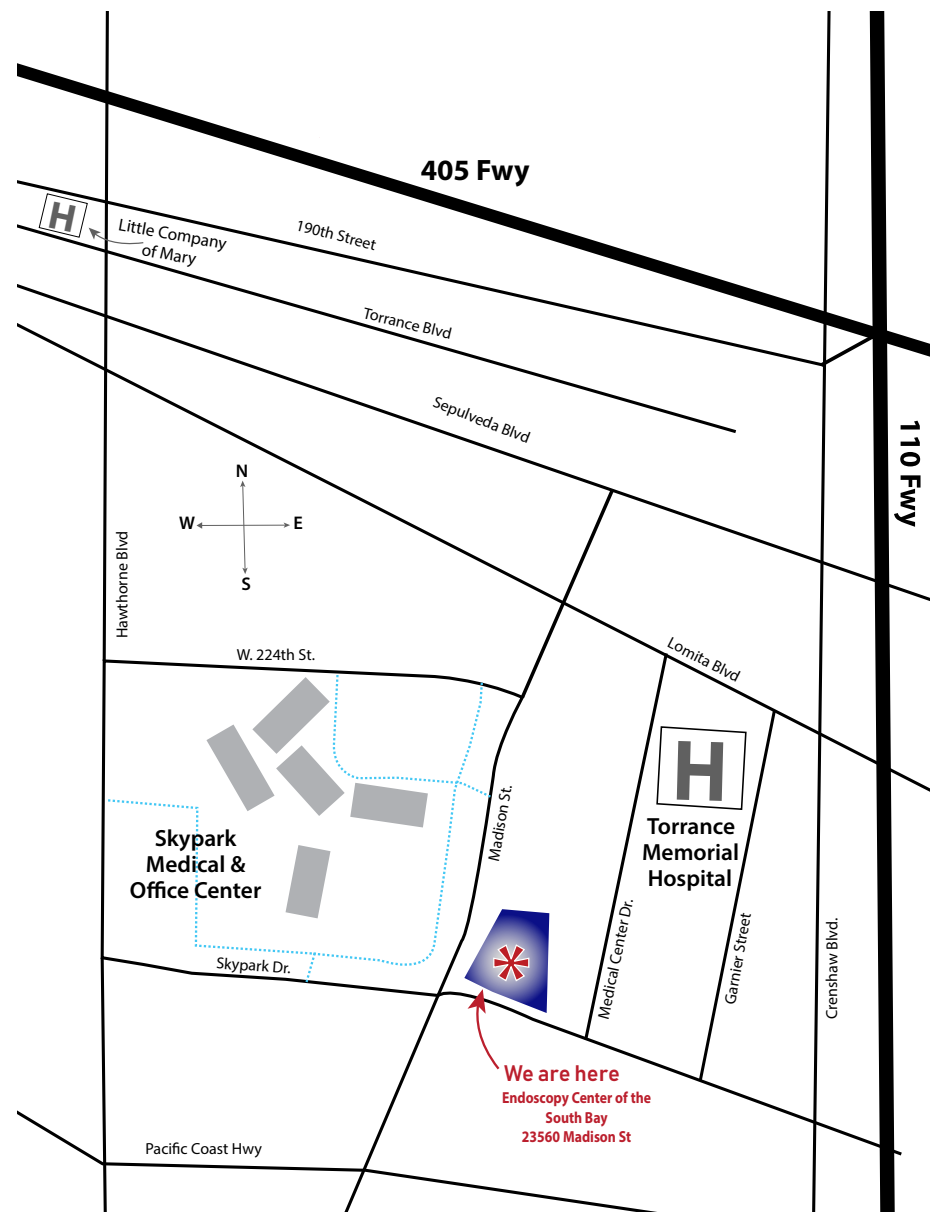
www.SouthbayGastro.com

See back of booklet for APPOINTMENT TIME & LOCATION

Table of Contents

Page

1. Important Medication Instructions.....	3
2. One Day Before Procedure	4
3. The Day of Your Procedure	5
4. Maps of Locations	7
5. Appointment Information.....	Back



South Bay Gastroenterology Medical Group

23456 Hawthorne Blvd #300, Torrance, California 90505

SBGI is located in the Skypark Medical & Office Center

 Endoscopy Center of the South Bay

Preparation for Upper Endoscopy

1. **You must have fasted since midnight prior to the day of your procedure with no solids, liquids, chewing gum or any candy prior to having your procedure.** Any liquid or food in your stomach will increase risk for aspiration pneumonia due to sedatives used for the procedure. If you must take blood pressure or heart medication the morning of your procedure, please take the medicine no later than 6 am with no more that 2 oz of water.



The Day of Your Procedure

You should plan on being at the Center for approximately 3 hours from the time you arrive, until discharge.

Please bear in mind that appointments are approximate times. If delays occur, we will do our best to update you and your driver in a timely manner.

1. You must arrive 1 hour prior to your procedure time for the check in process. Please arrive earlier if you usually require more time to walk, dress, and undress.
2. You must NOT work or drive on the day of your procedure due to sedatives used for the procedure.
3. You must have a driver who will be taking you home after the procedure; your driver should be waiting at the endoscopy center at time of discharge.
4. You must have your insurance card, photo ID for verification, and you will need to settle all of the payment that you are responsible for at the time that you check in. Please do not bring any unnecessary jewelry or valuables with you. If you wear contacts, please wear your glasses day of procedure, leave contacts at home.
5. You must have fasted since midnight with no solids or liquids prior to having your procedure. Any fluid or food in your stomach will increase risk for aspiration pneumonia due to sedatives used for the procedure. If you must take blood pressure or heart medication the morning of your procedure, please take the medicine prior to 6 am with no more than 2 oz. of water.
6. You should plan on being at the endoscopy center approximately 3 hours from your arrival time to the time of discharge.
7. After the procedure, you should plan on small and easily digestible foods and avoid foods that usually give you indigestion or gas. You should resume normal meals the next day.

