

Appointment information:

Patient Name: _____

Physician: _____

Preparation Date: _____

Appointment Date: _____

If you need to cancel or reschedule your appointment, this must be done 72 business hours prior to your procedure. If not, you will be charged a fee of \$100.00. **Please call 310-539-2055 during regular business hours to cancel or reschedule your appointment. Voice mail cancellations are not accepted.**

Arrival Time: _____ Discharge Time: _____

Location of Procedure:

Your procedure will be at the following location:

☐

The Endoscopy Center of The South Bay

23560 Madison St., Suite 109

Torrance, CA 90505

310-325-6331

☐

Torrance Memorial Medical Center

G.I. Lab/Located in the Basement Level

3330 Lomita Blvd.

Torrance, CA 90505

310-517-4707

☐

Little Company of Mary Hospital

G.I. Lab/Located on the First Floor of Hospital


4101 Torrance Blvd.

Torrance, CA 90503

310-303-5362

Scheduler's Name: _____

Telephone: (310) 539-2055 ext. _____




Getting Ready for an Afternoon Colonoscopy

at the **Endoscopy Center of the South Bay**

Please read this instruction booklet at least
ONE WEEK BEFORE your procedure.

We understand getting ready for your procedure can be challenging, so this booklet was created to help guide you through the process and to answer questions you may have.



Endoscopy Center of the South Bay

23560 Madison St., Suite 109 • Torrance, CA 90505

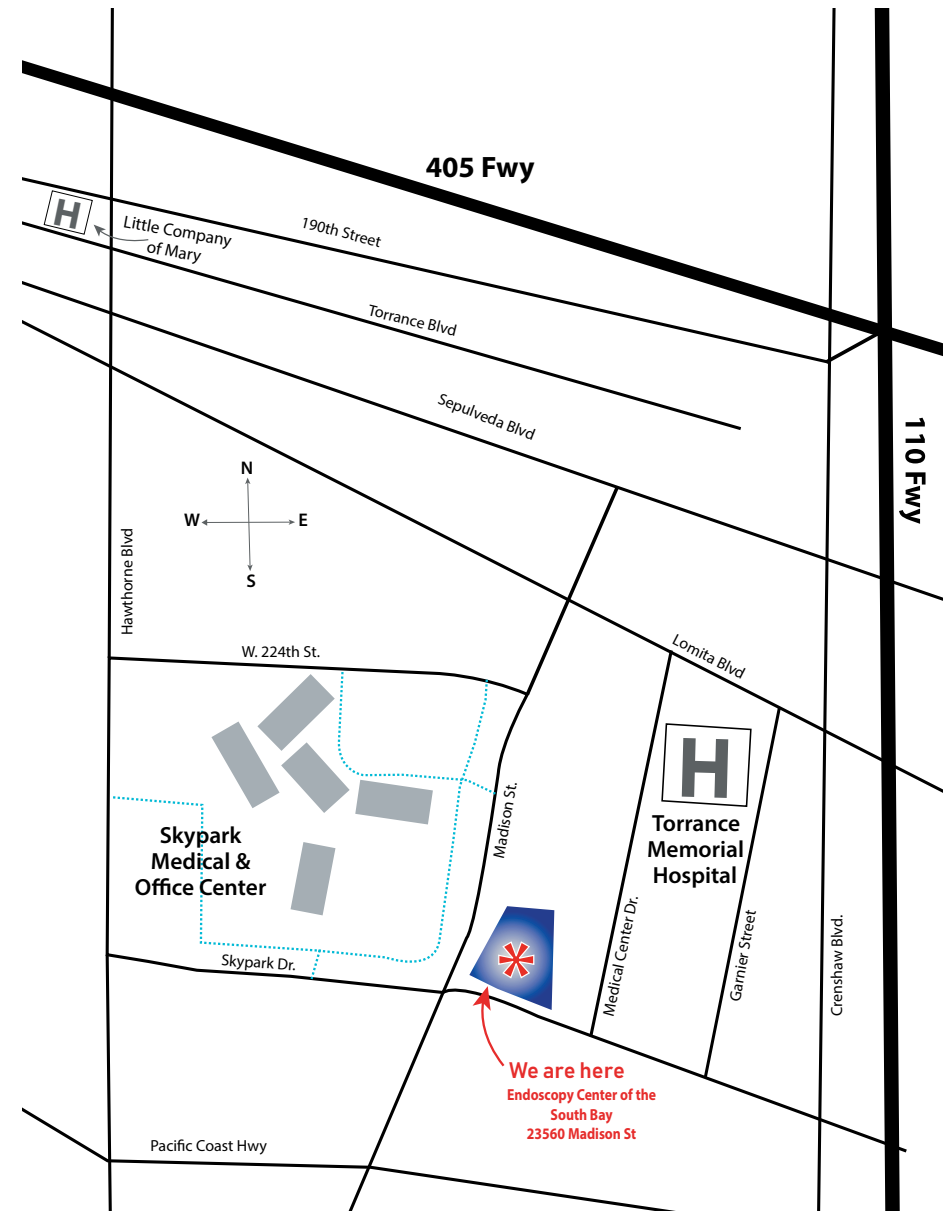
310-325-6331

www.SouthbayGastro.com

See back of booklet for **APPOINTMENT TIME & LOCATION**

Table of Contents Page

1. Important Medication Instructions.....	3
2. One Day Before Procedure	4-5
3. The Day of Your Procedure	6
4. Maps of Locations	7
5. Appointment Information	Back



South Bay Gastroenterology Medical Group

23456 Hawthorne Blvd #300, Torrance, California 90505

SBGI is located in the Skypark Medical & Office Center

 **Endoscopy Center of the South Bay**

The Day of Your Procedure

You should plan on being at the Center for approximately 3 hours from the time you arrive, until discharge.

Please bear in mind that appointments are approximate times. If delays occur, we will do our best to update you and your driver in a timely manner.

1. You must NOT work or drive on the day of your procedure due to sedatives used for the procedure.
2. You must have a driver who will be taking you home after the procedure; your driver should be waiting at the endoscopy center at time of discharge.
3. You must have your insurance card, photo ID for verification, and you will need to settle all of the payment that you are responsible for at the time that you check in. Please do not bring any unnecessary jewelry or valuables with you. If you wear contacts, please wear your glasses day of procedure, leave contacts at home.
4. You must arrive 1 hour prior to your procedure time for the check in process. Please arrive earlier if you usually require more time to walk, dress, and undress.
5. You should plan on being at the endoscopy center approximately 3 hours from your arrival time to the time of discharge.
6. After the procedure, you should plan on small and easily digestible foods and avoid foods that usually give you indigestion or gas. You should resume normal meals the next day.
7. After a colonoscopy, your bowel movements may not return to usual pattern for 2 to 4 days.



Important Medication Instructions

DIABETICS

1. If you are on any type of medication for diabetes, oral medications or insulin, you should bring the medications with you on the day of procedure.
2. If you are currently taking oral diabetes medications, please **DO NOT** take your pills on the day of your procedure until after the procedure.
3. If you are on insulin, you should administer insulin according to your usual instructions on the day of preparation while you are on clear liquids and taking laxatives. Your blood sugar will be checked when you arrive in the Endoscopy Center prior to your procedure.
4. If you are on an insulin pump, you should obtain instruction from your endocrinologist specifically for your scheduled procedure.

HEART AND BLOOD PRESSURE MEDICATIONS

1. Please take all your usual blood pressure and heart medications on the day you are preparing for the procedure **AND** on the morning of the procedure with a small amount of water (2 oz) no later than 6 am.
2. If you have a mechanical heart valve, you will require antibiotics prior to your procedure. If you are allergic to penicillin, please follow special instruction.

BLOOD THINNING MEDICATION (ANTICOAGULANTS)

1. If you are on prescribed blood thinners, your cardiologist or primary physician prescribing your medication must be notified of your scheduled procedure and specific instruction regarding your medication will be obtained.

SEIZURE MEDICATIONS, INHALERS AND THYROID MEDICATIONS

1. You should not stop any type of seizure medications even on the day of your procedure. You may take the medication no later than 6 am with 2 oz of water the morning of your procedure.
2. You should continue to use inhaler medication for respiratory disease and bring them with you to the endoscopy center.
3. You should not stop thyroid medications even on the day of your procedure. You must take the medication no later than 6 am with 2 oz of water the morning of your procedure.

- 1. ONLY CLEAR LIQUIDS THE ENTIRE DAY PRIOR TO PROCEDURE**
- NO SOLID FOOD OR MILK PRODUCTS. DRINK LIQUIDS THAT
CONTAIN ELECTROLYTES AND CALORIES THROUGHOUT THE DAY
TO AVOID DEHYDRATION.

** Clear liquid examples are water, Gatorade, Crystal Light, strained fruit juices without pulp, coffee or tea without creamer or milk, clear chicken, beef or vegetable broth, carbonated or non-carbonated soft drinks, Jell-O, popsicles. Please avoid **red** or **purple** colored drinks or Jell-O.

AT 2:00 PM THE DAY PRIOR TO YOUR EXAM



Take (4) 5mg
Dulcolax Tablets
with clear liquid.

ALL LAXATIVE PREP PRODUCTS ARE
AVAILABLE OVER THE COUNTER

AT 6:00 PM THE DAY PRIOR TO YOUR EXAM

Mix entire 8.3 ounce bottle of Miralax with a 64 ounce bottle of Gatorade or Smartwater until it completely dissolves.

NOT RED
or PURPLE!



8.3 oz. Miralax



64 oz. Gatorade

OR



64 oz. Smartwater

Drink 32 ounces of the solution (1/2 of the 64 ounce mixture) over 2 hours. Continue drinking clear liquids as tolerated.

AT 6:00 AM THE MORNING OF THE EXAM

Start drinking the remaining half of the prep. Every 15 minutes drink 8 ounces until the container is empty. You can continue to drink clear liquids up until **4 hours** before your procedure time and then no liquids of any kind.